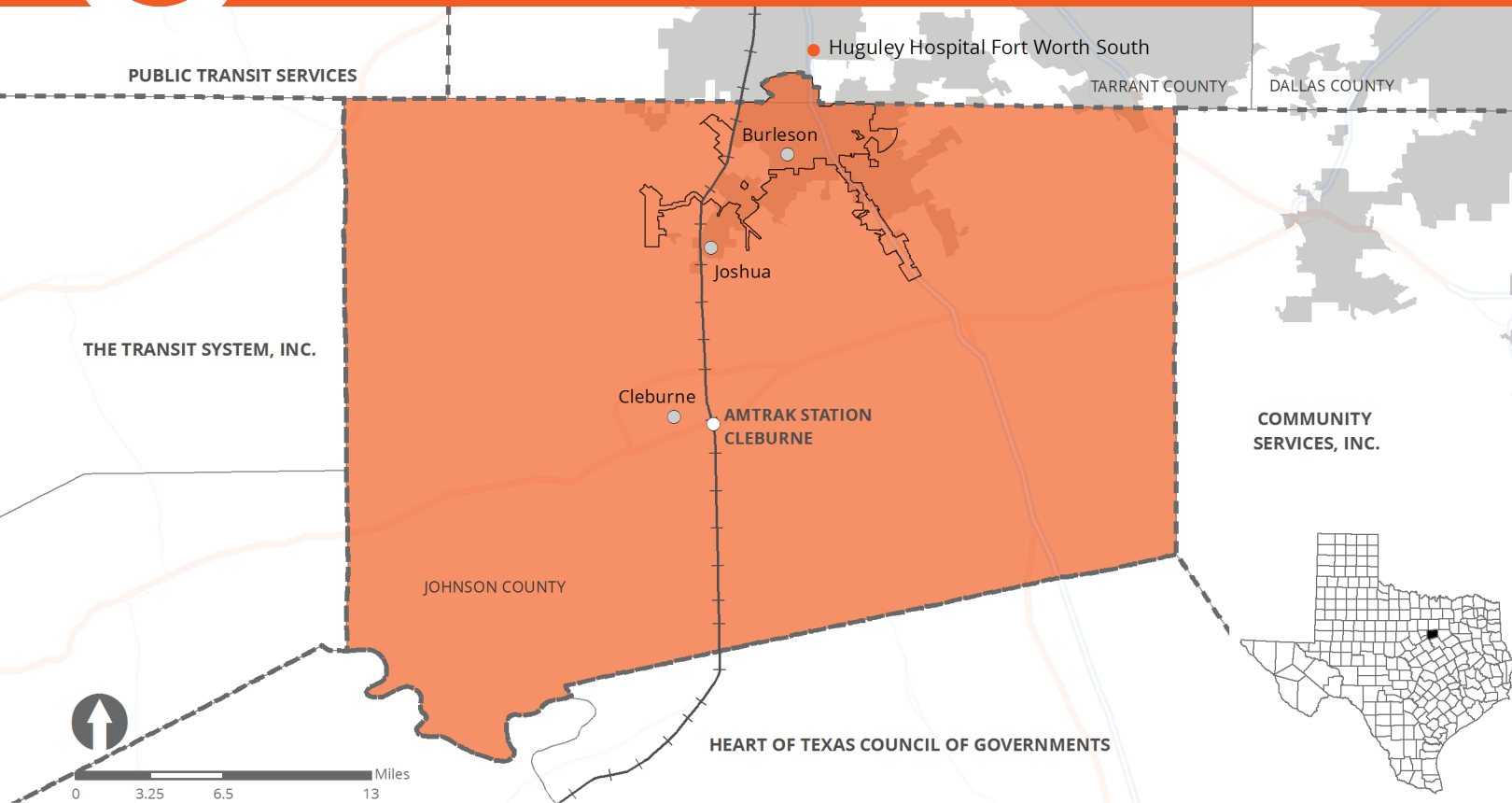




CITY OF CLEBURNE



The City of Cleburne, under Texas Transportation Code Chapter 458, serves as a rural transit district for rural areas of Johnson County, and therefore receives state funding for rural transit services. The city provides transit services via its transit department, City/County Transportation (known as Cletran).

The 2010 U.S. Census results indicated that the Dallas-Fort Worth-Arlington (DFWA) urbanized area (UZA) expanded further into Johnson County in the past decade. Cletran assumes the responsibility to provide transit services for the DFWA UZA in Johnson County under an interlocal cooperative agreement with the North Central Texas Council of Governments. Cletran currently operates demand-response service for the general public that covers all of Johnson County and areas within the city limits of Burleson in Tarrant County. Cletran provides non-emergency medical transportation service to eligible riders in the county and accepts trip requests that either originate or end at the Huguley Hospital. Additionally, Cletran operates commuter service connecting Burleson, Cleburne, Joshua, and downtown Fort Worth.

The Amtrak passenger rail line passes through Cletran’s service area. Cletran can provide connection to Amtrak at the Intermodal Depot in Cleburne.

The Cleburne City Council serves as the governing body of Cletran.



Rural Transit District

- Service Area Population¹: 160,268
- Service Area Land Area²: 727 Sq. Miles
- Unlinked Passenger Trips³: 39,957
- Revenue Fleet³: 18 Vehicles



Rural Transit District Services

Service Information



Demand-Response Service

For the general public.

Available in Johnson County and areas with the city limits of Burleson in Tarrant County.

Reservation must be made at least a day in advance.

One-Way Fare Structure:

- Base fare:
Within the same city: \$3.00
- Extra fare (in addition to base fare):
Outside the city limit: \$3.00 for every 5 miles, and up to \$15.00.
- Free fare^a

Fare Media:



Commuter Bus Service

Serving Cleburne, Joshua, and Burleson with connecting service to other cities in Johnson County and Fort Worth.

One-Way Fare Structure:

- Base fare: \$3.00
- Extra fare (in Addition to Base Fare):
\$3.00 for every additional stop, and up to \$9.00.

Fare Media:



Note:

^a Children under 5 with paying customer.

Operating Time (Excluding Holidays)



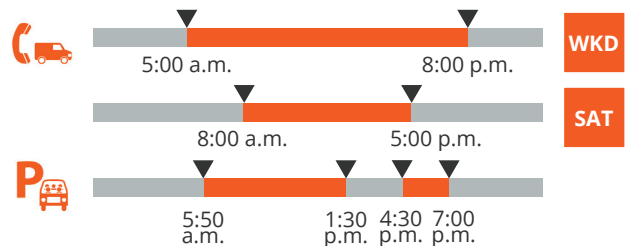
Operating Days by Mode

	MON	TUE	WED	THU	FRI	SAT*	
	MON	TUE	WED	THU	FRI		

* City of Cleburne only.



Operating Hours by Mode

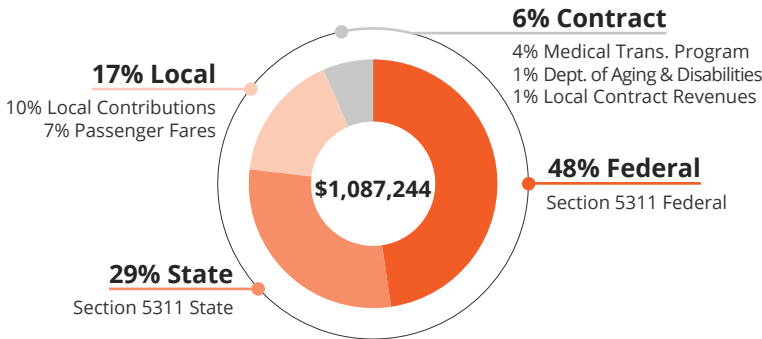




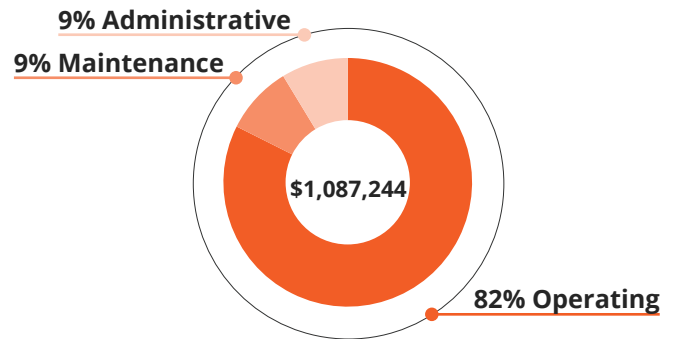
FY 2014 Financial Status³



Revenues in Fiscal Year 2014



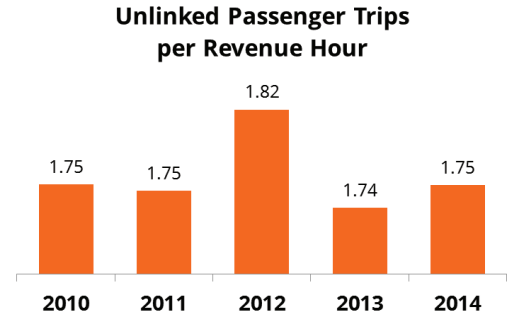
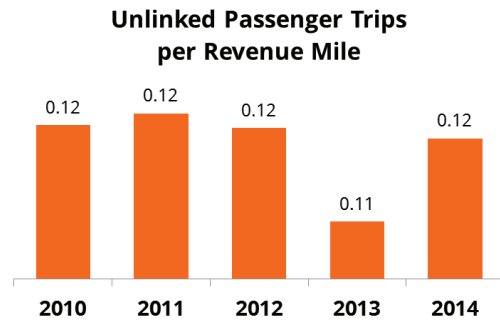
Expenditures in Fiscal Year 2014



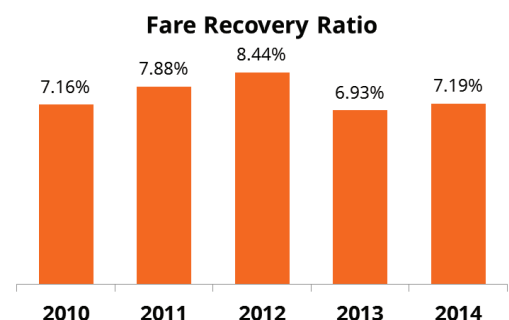
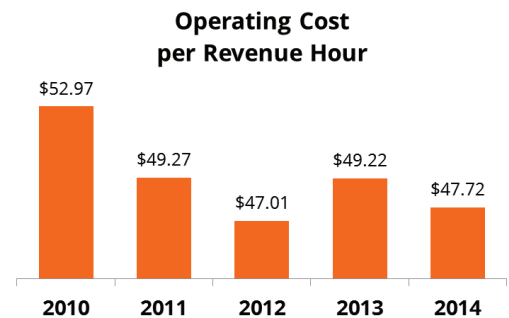
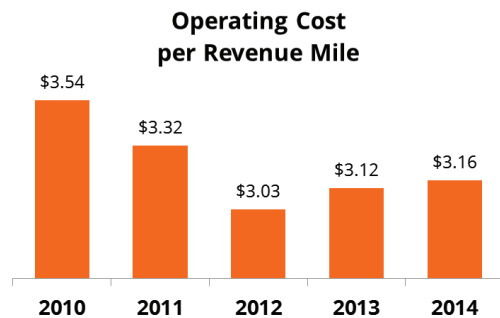
FY 2010-2014 Performance Measures³



Productivity in the Past 5 Years



Efficiency in the Past 5 Years



Projects in 2016–2018

Implementation Year	Project Name	Funding Source (Amount)
2016	Operations and Project Administration	Section 5311 Fund (To Be Determined)
2016	Facility Rehabilitation	Section 5339 Fund (To Be Determined)
2016	Preventive Maintenance and Capital (Bus Purchase)	Section 5311 Fund (To Be Determined)
2017	Operations and Project Administration	Section 5311 Fund (To Be Determined)
2017	Preventive Maintenance and Capital (Bus Purchase)	Section 5311 Fund (To Be Determined)
2018	Operations and Project Administration	Section 5311 Fund (To Be Determined)
2018	Preventive Maintenance and Capital (Bus Purchase)	Section 5311 Fund (To Be Determined)

Data Sources:

¹ U.S. Census Bureau, American Community Survey 2009–2013 5-Year Estimates and 2010 Census Summary File 1.

² U.S. Census Bureau, 2010 and 2013 TIGER/Line Shapefiles: Places, and Urban Areas.

³ Texas Department of Transportation, Public Transportation Division PTN-128 Fiscal Year 2011–2014 data.

⁴ City of Cleburne

Last Updated:

February 2016