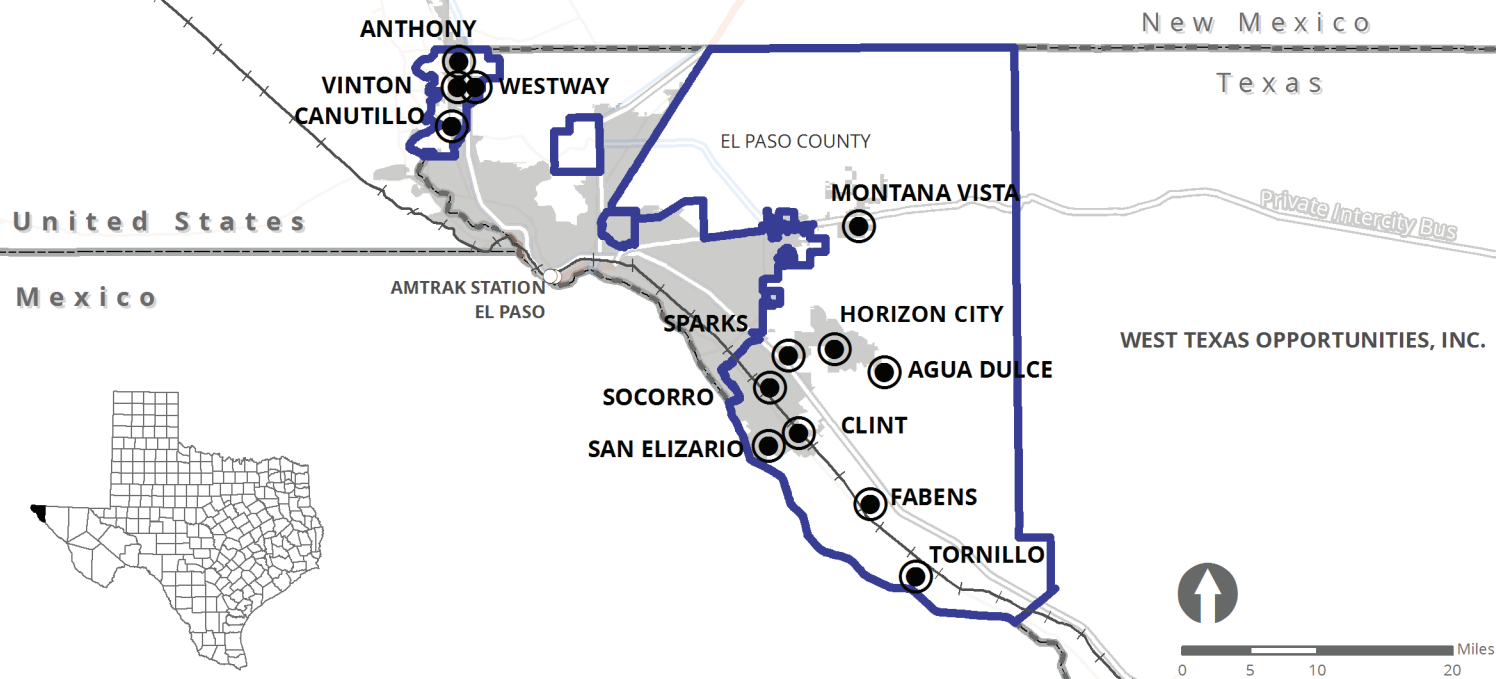




COUNTY OF EL PASO



The County of El Paso, under Texas Transportation Code Chapter 458, serves as a rural transit district (RTD) for rural El Paso County, and therefore receives state funding for rural transit services. The county performs the RTD duties through its transit department. The El Paso Mass Transit Department (known as Sun Metro) is responsible for serving the El Paso urbanized area (UZA) in Texas, but the service area of Sun Metro is limited to the municipal boundary.

El Paso County Transit provides regional bus service that covers Anthony, Canutillo, Vinton, and Westway in the northwest; Montana Vista in the east; and Agua Dulce, Clint, Fabens, Horizon City, San Elizario, Socorro, Sparks, and Tornillo in the southeast. The results of the 2010 U.S. Census show that the El Paso UZA continues to grow and has already begun to absorb places outside the city limit of El Paso, including all the aforementioned places except Fabens and Tornillo. El Paso County's rural transit service remains for places absorbed by the UZA. El Paso County awarded a three-year contract to First Transit to operate the regional bus service in July 2014.

Riders can access Amtrak passenger rail service and intercity bus services (Greyhound and TNM&O Coaches) in downtown El Paso. In addition, El Paso County Transit contracts with Enterprise to operate a vanpool program and in partnership with the New Mexico Department of Transportation operates a park-and-ride route to connect Las Cruces, New Mexico; New Mexico State University; Anthony, Texas; and downtown El Paso.

The governing body of El Paso County Transit is the county commissioners court.



Rural Transit District

- Service Area Population¹: 152,220
- Service Area Land Area¹: 756 Sq. Miles
- Unlinked Passenger Trips²: 367,299
- Revenue Fleet²: 80 Vehicles



Rural Transit District Services

Service Information



Regional Bus Service

Five routes serving Anthony, Canutillo, Vinton, and Westway in the northwest; Montana Vista in the east; and Agua Dulce, Clint, Fabens, Horizon City, San Elizario, Socorro, Sparks, and Tornillo in the southeast.

One-Way Fare Structure:

- Base fare: \$2.00

Fare Media:



Vanpool Service (Vamonos Vanpool)

Available throughout El Paso County.

Operated by All Aboard in partnership with El Paso County Transit.

One-Way Fare Structure:

- Base fare:
Varies based on mileage, the number of riders and the size of the van.

Fare Media:



Commuter Bus Service (Gold Route)

Service connects Las Cruces, New Mexico; New Mexico State University; Anthony, Texas; and downtown El Paso.

Operated by the New Mexico Department of Transportation in partnership with El Paso County Transit.

One-Way Fare Structure:

- Base fare: \$3.00

Fare Media:



Operating Time (Excluding Holidays)



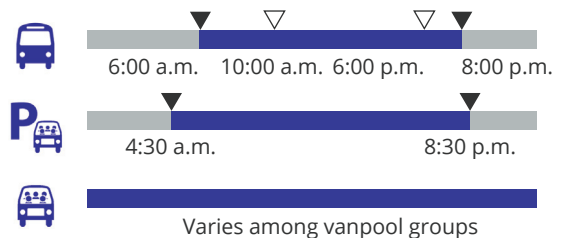
Operating Days by Mode

	MON	TUE	WED	THU	FRI	SAT	SUN*
	MON	TUE	WED	THU	FRI		
	MON	TUE	WED	THU	FRI	SAT	SUN

* Route 50 Mission Trail only



Operating Hours by Mode

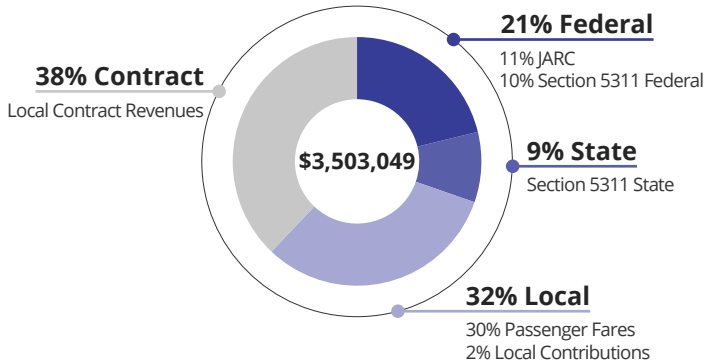


▽ Sunday time

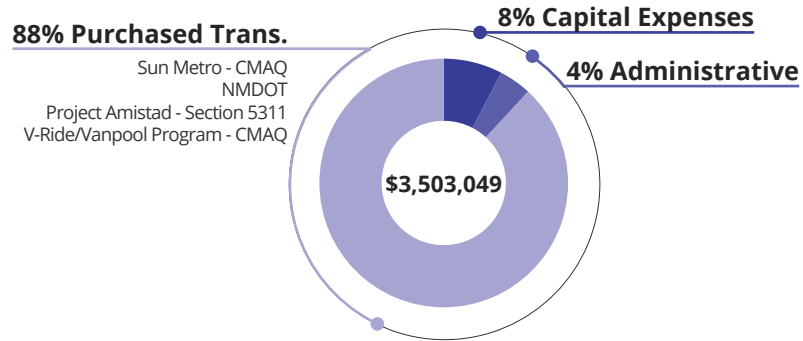


FY 2014 Financial Status²

\$ Revenues in Fiscal Year 2014



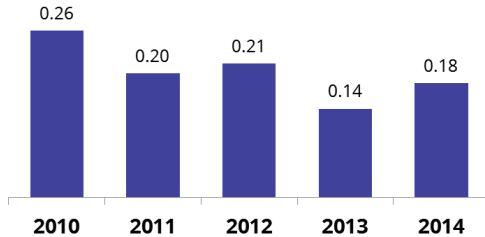
\$ Expenditures in Fiscal Year 2014



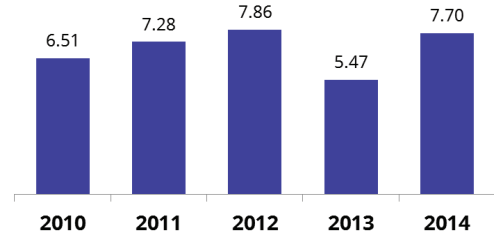
FY 2010-2014 Performance Measures²

Productivity in the Past 5 Years

Unlinked Passenger Trips per Revenue Mile

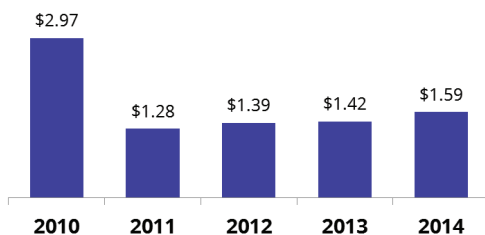


Unlinked Passenger Trips per Revenue Hour



Efficiency in the Past 5 Years

Operating Cost per Revenue Mile



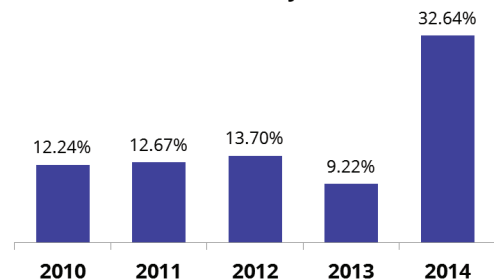
Operating Cost per Revenue Hour



Operating Cost per Passenger



Fare Recovery Ratio



Projects in 2015–2018³

Implementation Year	Project Name	Cost
2015	Vanpool Program	\$600,000
2015	Mission Trail Route	\$1,330,200
2015	Bus Purchase in Exchange for Service	\$540,000
2016	Operating Expenses	Section 5311 Fund (Amount To Be Determined)
2016	Capital Expenses	Section 5311 Fund (Amount To Be Determined)
2017	Operating Expenses	Section 5311 Fund (Amount To Be Determined)
2017	Capital Expenses	Section 5311 Fund (Amount To Be Determined)
2018	Operating Expenses	Section 5311 Fund (Amount To Be Determined)
2018	Capital Expenses	Section 5311 Fund (Amount To Be Determined)

Data Sources:

¹ U.S. Census Bureau, American Community Survey 2009–2013 5–Year Estimates.

² Texas Department of Transportation, Public Transportation Division PTN-128 Fiscal Year 2011–2014 Data.

³ El Paso County Transit.

Last Updated:

February 2016