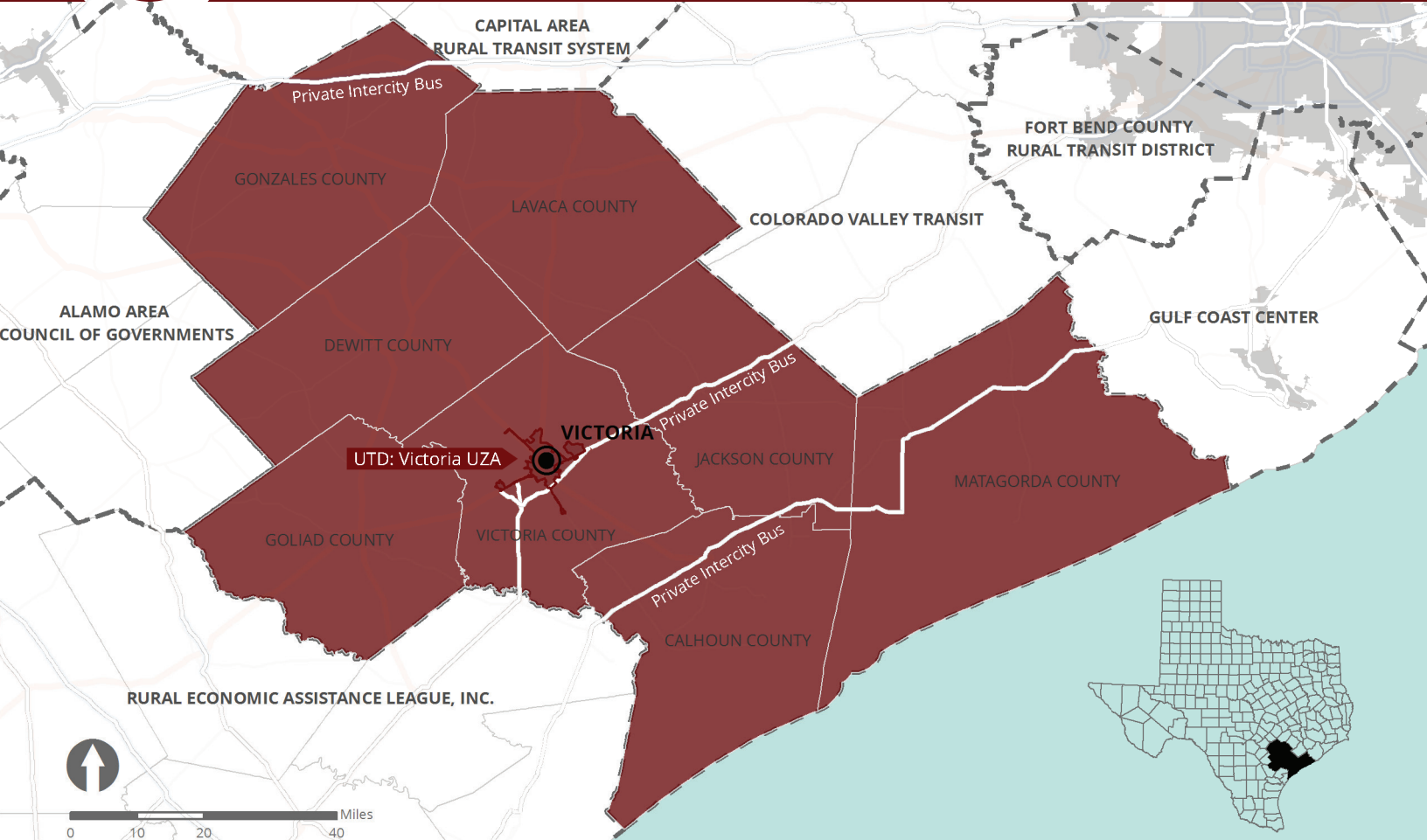




# GOLDEN CRESCENT REGIONAL PLANNING COMMISSION



The Golden Crescent Regional Planning Commission (GCRPC) is a political subdivision of the State of Texas created by the Regional Planning Act of 1965. GCRPC started providing rural public transportation services in 1986, and was authorized in 1995 by Texas Transportation Code Chapter 458 as a rural transit district (RTD). The Golden Crescent region encompasses Calhoun, DeWitt, Goliad, Gonzales, Jackson, Lavaca, Matagorda, and Victoria Counties. GCRPC also serves as an urban transit district (UTD) for the Victoria urbanized area (UZA).

As an RTD, GCRPC provides the demand-response service RTRANSIT to rural areas of the eight counties in the Golden Crescent region. As a UTD, GCRPC operates a small-urban transit program, Victoria Transit, providing fixed-route and paratransit services within the city limits of Victoria. Victoria's city limits cover 96.7 percent of the population and 81 percent of the land area<sup>1</sup> of the Victoria UZA. GCRPC's RTRANSIT program does not deny trips that are requested for the UZA outside the service area of Victoria Transit because of GCRPC's dual status. In addition, GCRPC contracts with MTM to provide non-emergency medical transportation for eligible Medicare participants. GCRPC also partners with local organizations, such as Affectionate Arms Adult Care, to provide transit services to their clients.

Valley Transit Company, Inc., operates private intercity bus service in GCRPC's service area. GCRPC can provide connections to the service.

The policy-making bodies of GCRPC include a board of directors and a general assembly. Each member city of GCRPC appoints two representatives to the general assembly and then designates one delegate from the two representatives to sit on the board of directors.



## **Rural Transit District**

- Service Area Population<sup>2</sup>: 163,549
- Service Area Land Area<sup>3</sup>: 7,087 Sq. Miles
- Unlinked Passenger Trips<sup>4</sup>: 212,245
- Revenue Fleet<sup>4</sup>: 60 Vehicles



## Rural Transit District Service

### Service Information

#### Demand-Response Service (RTRANSIT)

For the general public.

Available in the non-UZA of Victoria County and all of Calhoun, DeWitt, Goliad, Gonzales, Jackson, Lavaca, and Matagorda Counties.

Reservation must be made at least a day in advance.

#### One-Way Fare Structure:

- Base fare:
  - 0-25 miles: \$1.00 for every 5 miles*
  - 26-45 miles: \$5.00*
  - 46-65 miles: \$10.00*
  - Over 65 miles: \$2.00*
- Discounted fare:
  - Half fare<sup>a</sup>*
  - 25%-40% discount based on distance<sup>b</sup>*

#### Fare Media:



#### Notes:

<sup>a</sup> People with disabilities and seniors.

<sup>b</sup> Children (5-17).

### Operating Time (Excluding Holidays)



#### Operating Days by Mode



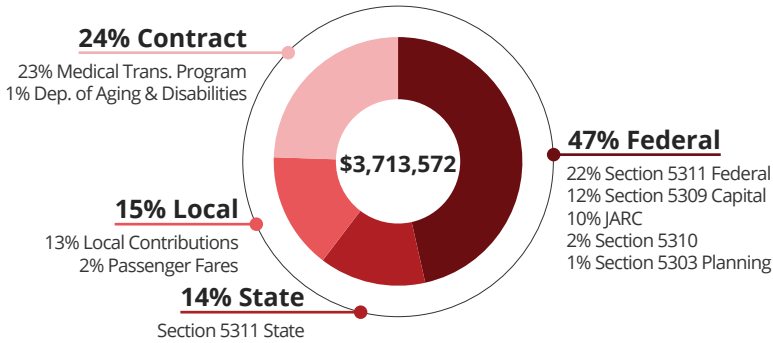
#### Operating Hours by Mode



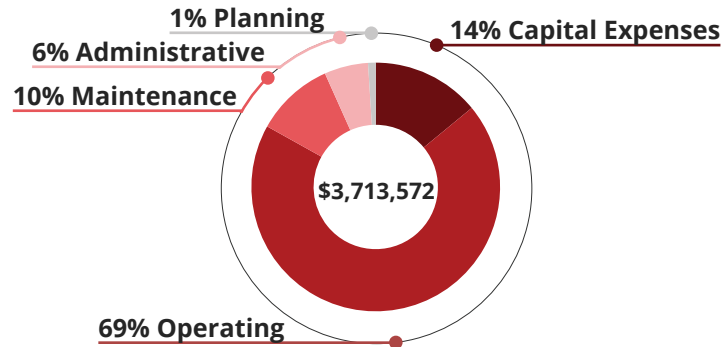


## FY 2014 Financial Status<sup>4</sup>

### Revenues in Fiscal Year 2014

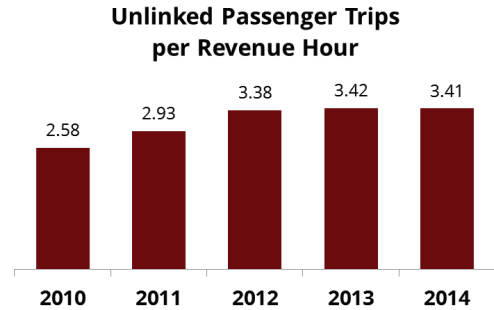
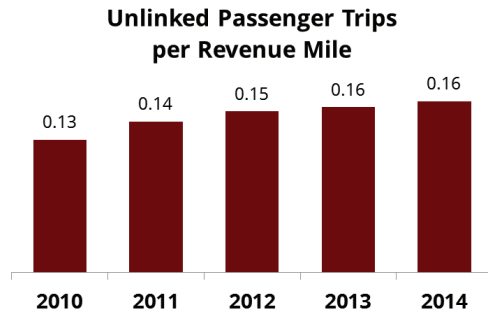


### Expenditures in Fiscal Year 2014

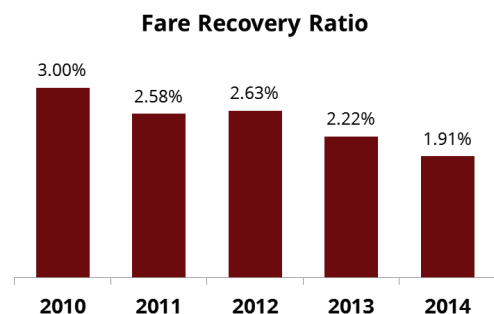
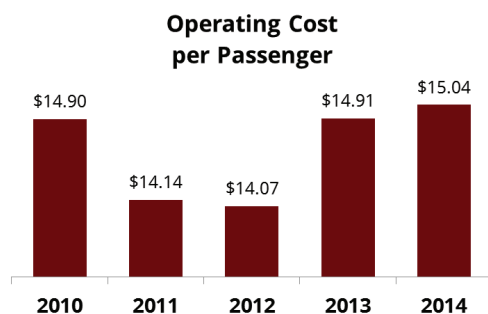


## FY 2010–2014 Performance Measures<sup>4</sup>

### Productivity in the Past 5 Years



### Efficiency in the Past 5 Years





## Urban Transit District

- Service Area Population<sup>2</sup>: 63,683
- Service Area Land Area<sup>3</sup>: 29 Sq. Miles
- Unlinked Passenger Trips<sup>4</sup>: 258,748
- Revenue Fleet<sup>4</sup>: 36 Vehicles



# Urban Transit District Services

## Service Information



### Local Bus Service (Victoria Transit)

Seven regular fixed routes and four job access routes (known as Flex routes) available within the city limits of Victoria.

#### One-Way Fare Structure:

- Base fare: \$1.50
- Discounted fare: \$0.75<sup>a,b,c</sup>
- Free fare<sup>d</sup>

#### Fare Media:



### ADA Paratransit Service

Available in areas within 3/4-mile on both sides of the fixed route services.

Reservation must be made at least a day in advance.

#### One-Way Fare Structure:

- Base fare: \$1.50

#### Fare Media:



### Demand-Response Service (RTRANSIT)

For the general public and eligible participants of Medical Transportation Program and local human service programs.

Available in the Victoria UZA that is not served by Victoria Transit.

Reservation must be made at least a day in advance.

#### One-Way Fare Structure:

- Base fare:
  - 0-25 miles: \$1.00 for every 5 miles
  - 26-45 miles: \$5.00
  - 46-65 miles: \$10.00
  - Over 65 miles: \$2.00
- Discounted fare:
  - Half fare<sup>a</sup>
  - 25%-40% discount based on distance<sup>b</sup>

#### Fare Media:



#### Notes:

- <sup>a</sup> People with disabilities and seniors.
- <sup>b</sup> Children (5-17).
- <sup>c</sup> Medicare cardholders.
- <sup>d</sup> Children under 5 with paying customer.

## Operating Time (Excluding Holidays)



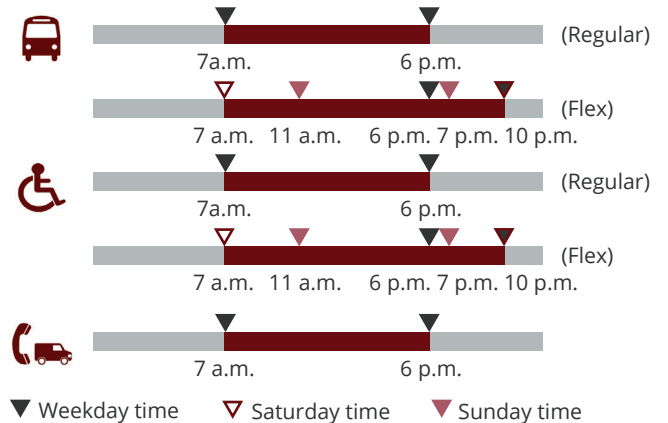
### Operating Days by Mode

	MON	TUE	WED	THU	FRI	SAT*	SUN*
	MON	TUE	WED	THU	FRI	SAT*	SUN*
	MON	TUE	WED	THU	FRI	SAT	

\* Flex routes only



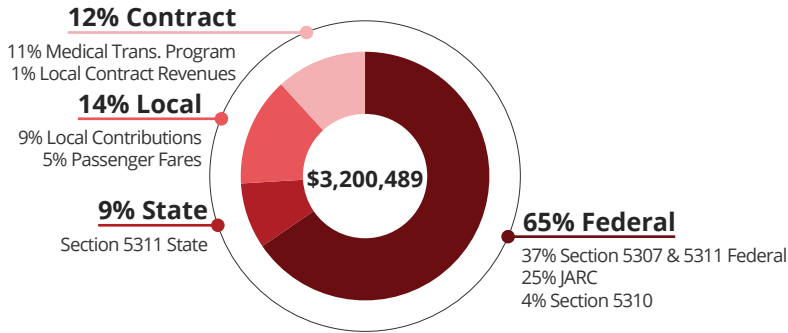
### Operating Hours by Mode



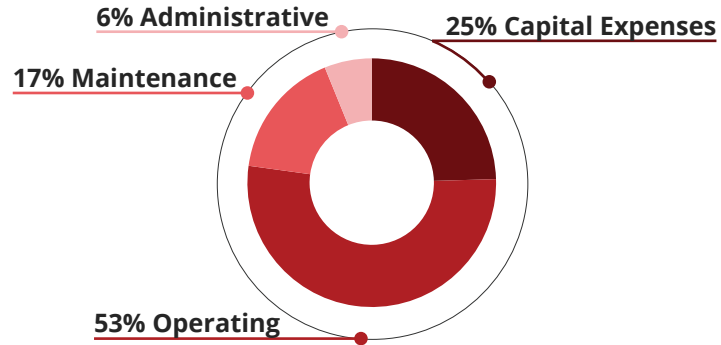


## FY 2014 Financial Status<sup>4</sup>

### Revenues in Fiscal Year 2014

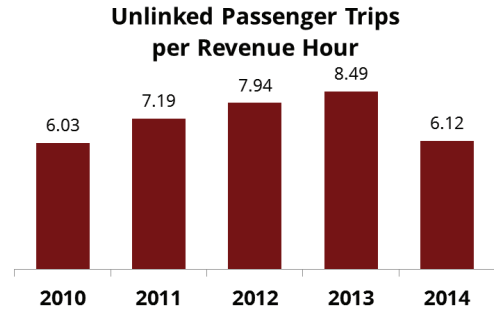
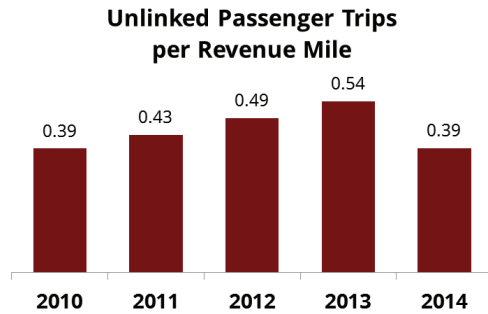


### Expenditures in Fiscal Year 2014

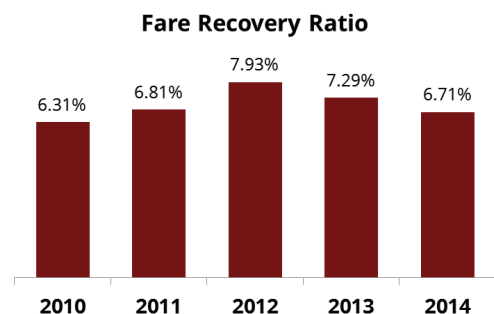
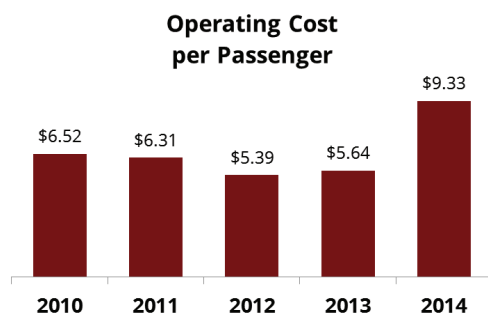


## FY 2010–2014 Performance Measures<sup>4</sup>

### Productivity in the Past 5 Years



### Efficiency in the Past 5 Years



## Projects in the 2015–2018 STIP<sup>5</sup>

Implementation Year	Project Name	Cost
2015	Acquisition Bus Shelters	\$32,000
2015	Lease Bus Stations	\$24,369
2015	Preventive Maintenance	\$342,022
2015	Non-fixed route ADA paratransit	\$154,310
2015	Security training	\$15,431
2015	Operating assistance	\$1,740,190
2016	Acquisition Bus Shelters	\$32,000
2016	Lease Bus Stations	\$25,587
2016	Preventive Maintenance	\$374,007
2016	Non-fixed route ADA paratransit	\$159,390
2016	Security training	\$15,894
2016	Operating assistance	\$1,745,474
2017	Acquisition Bus Shelters	\$32,000
2017	Lease Bus Stations	\$25,587
2017	Preventive Maintenance	\$386,049
2017	Non-fixed route ADA paratransit	\$163,708
2017	Security training	\$15,894
2017	Operating assistance	\$1,788,582
2018	Acquisition Bus Shelters	\$32,000
2018	Lease Bus Stations	\$27,378
2018	Preventive Maintenance	\$386,049
2018	Non-fixed route ADA paratransit	\$168,619
2018	Security training	\$16,863
2018	Operating assistance	\$1,851,074

### Data Sources:

<sup>1</sup> Texas A&M Transportation Institute, Urban Gap Analysis using U.S. Census 2010 data.

<sup>2</sup> U.S. Census Bureau, American Community Survey 2009–2013 5-Year Estimates and 2010 Census Summary File 1.

<sup>3</sup> U.S. Census Bureau, 2010 and 2013 TIGER/Line Shapefiles: Places, and Urban Areas.

<sup>4</sup> Texas Department of Transportation, Public Transportation Division PTN-128 Fiscal Year 2011–2014 Data.

<sup>5</sup> Texas Department of Transportation, Proposed 2015–2018 District Statewide Transportation Improvement Programs.

### Last Updated:

February 2016