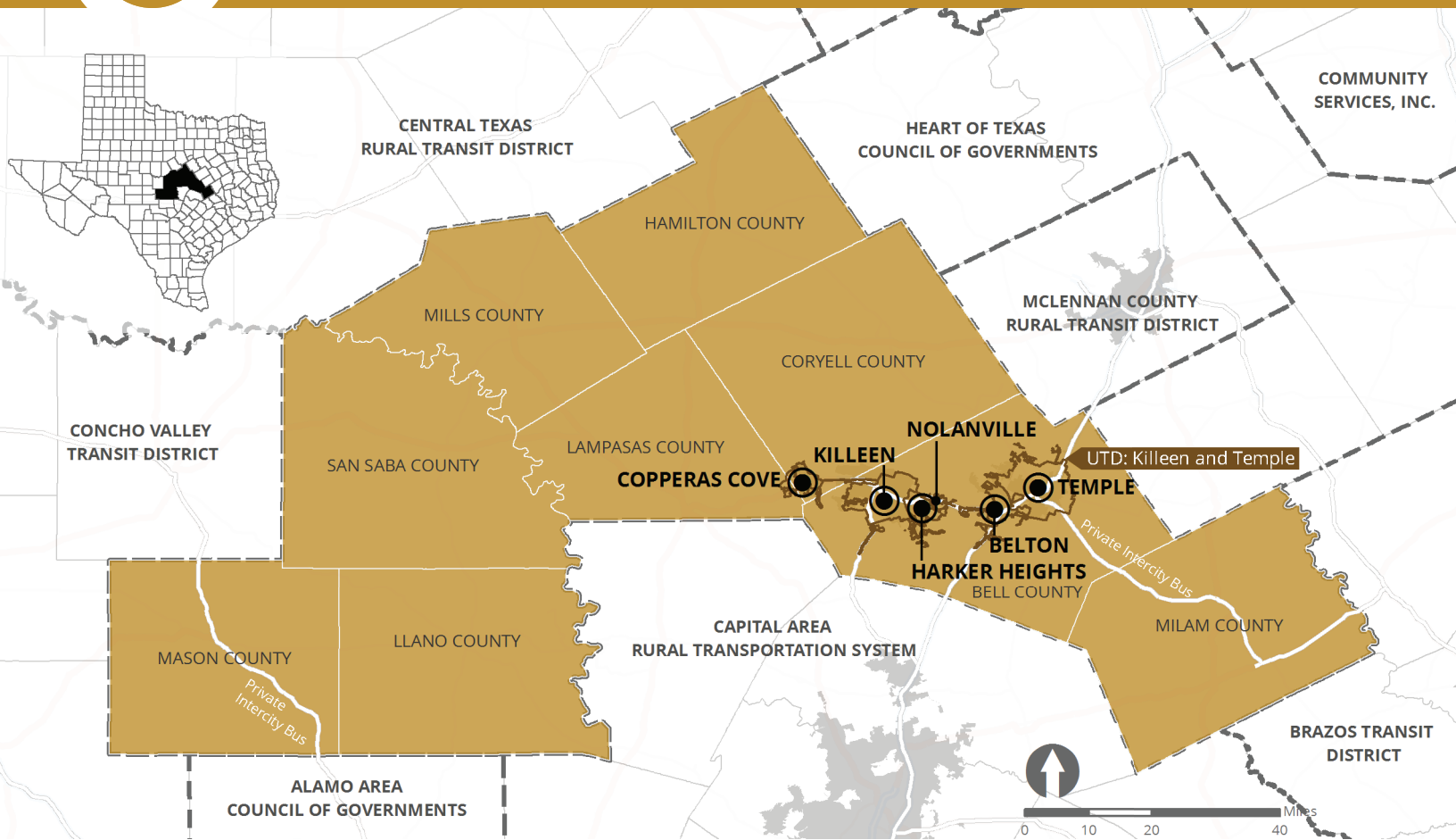




HILL COUNTRY TRANSIT DISTRICT



The Hill Country Transit District (HCTD), a political subdivision of the State of Texas, is a regional public transportation provider. Texas Transportation Code Chapter 458 authorizes HCTD to receive state funds for the provision of public transit services. HCTD serves as a rural transit district (RTD), serving nine counties, which include rural Bell, rural Coryell, Hamilton, Lampasas, Llano, Mason, Milam, Mills, and San Saba Counties. HCTD also serves as an urban transit district (UTD) for the Killeen and Temple urbanized areas (UZAs).

HCTD operates a regional transit system, the HOP, through three divisions: Rural Division, Killeen Urban Division, and Temple Urban Division. The Rural Division provides demand-response service in the counties named above.

The Killeen Urban Division operates both fixed route and complementary ADA paratransit service (Special Transit Service) within the city limits of Copperas Cove, Harker Heights, and Killeen. The Killeen Urban Division's service area covers 83.6 percent of the population and 72.1 percent of the land area¹ of the Killeen UZA. The Temple Urban Division operates both fixed route and complementary ADA paratransit service (Special Transit Service) within the city limits of Belton and Temple, covering 89.6 percent of the population and 82.6 percent of the land area¹ of the Temple UZA.

Arrow Trailways of Texas and Greyhound Lines, Inc., operate private intercity bus services in HCTD's service area. The HOP can provide connections to the services.

Each county served by HCTD and each municipality of the urban area appoint a representative, which must be an elected official, to the governing board of HCTD. Regional transportation services are coordinated through the Central Texas Regional Transit Advisory Committee for Central Texas State Planning Region 23 and the Central Texas Metropolitan Planning Organization. HCTD has representation in both planning organizations.



Rural Transit District

- Service Area Population²: 216,916
- Service Area Land Area³: 8,324 Sq. Miles
- Unlinked Passenger Trips⁴: 165,041
- Revenue Fleet⁴: 67 Vehicles



Rural Transit District Service

Service Information



Demand-Response Service

For the general public.

Available in the HCTD rural service area, including rural areas and urban gap areas in Bell and Coryell Counties, as well as Hamilton, Lampasas, Llano, Mason, Milam, Mills, and San Saba Counties.

Reservations may be made up to 14 days in advance and through 5 p.m. the day before service is requested.

One-Way Fare Structure:

- Base fare:
 - 0-10 miles: \$1.00
 - 11-25 miles: \$3.00
 - 26-50 miles: \$6.00
 - 51-75 miles: \$9.00
 - 76-100 miles: \$12.00
 - 101-125 miles: \$15.00
 - 126-150 miles: \$18.00
- Free fare^a

Fare Media:



Note:

^a Seniors (60+).


Operating Time (Excluding Holidays)



Operating Days by Mode



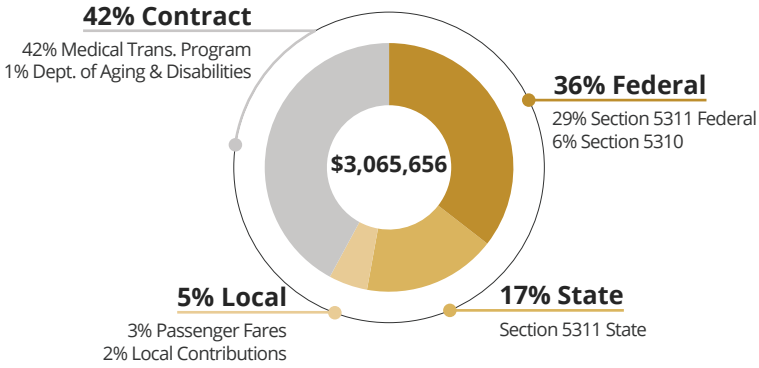
Operating Hours by Mode



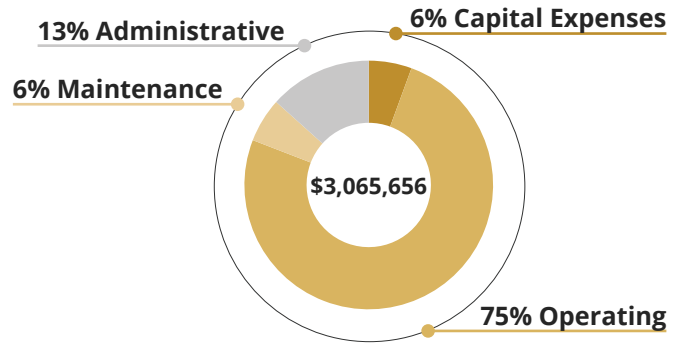


FY 2014 Financial Status⁴

Revenues in Fiscal Year 2014

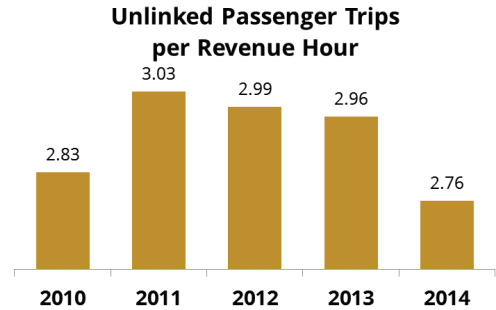
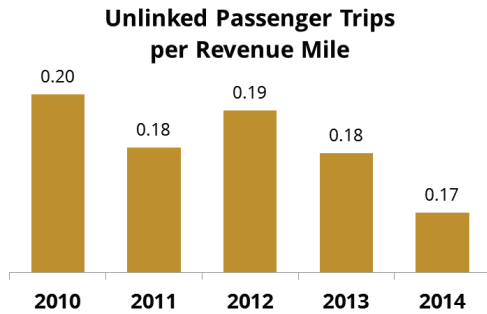


Expenditures in Fiscal Year 2014

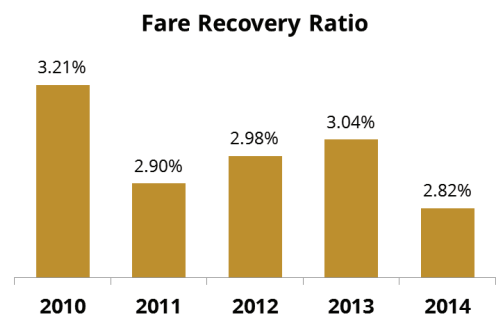
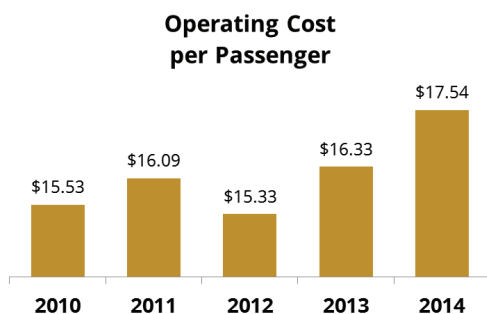
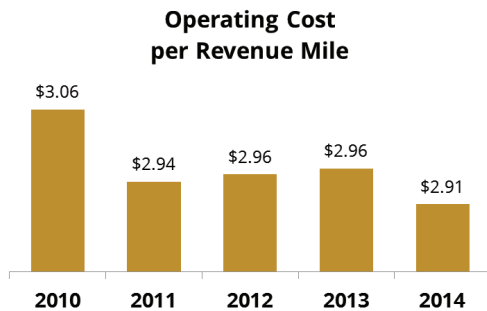


FY 2010–2014 Performance Measures⁴

Productivity in the Past 5 Years



Efficiency in the Past 5 Years





Urban Transit District

For Killeen UZA

(Operator: Killeen Urban Division)

- Service Area Population²: 191,269
- Service Area Land Area³: 87 Sq. Miles
- Unlinked Passenger Trips⁴: 574,409
- Revenue Fleet⁴: 49 Vehicles

For Temple UZA

(Operator: Temple Urban Division)

- Service Area Population²: 86,524
- Service Area Land Area³: 89 Sq. Miles
- Unlinked Passenger Trips⁴: 216,045
- Revenue Fleet⁴: 37 Vehicles



Urban Transit District Services

Service Information



Local Bus Service (Fixed Route)

13 fixed routes serving Killeen, Harker Heights, Copperas Cove, Belton, and Temple, including:

- Six routes in Killeen,
- One route in Harker Heights,
- One route in Copperas Cove,
- Three routes in Temple,
- One route in Belton, and
- One route connecting Killeen and Copperas Cove.

One-Way Fare Structure:

- Base fare: \$1.00
- Discounted fare^b: \$0.50
- Free fare^c

Fare Media:



Notes:

^b People with disabilities, seniors (60+), eligible Medicare cardholders, and Children (2-12).

^c Children (0-2).



Regional Bus Service (Fixed Route)

One commuter/connector route connecting Harker Heights, Belton and Temple.

One-Way Fare Structure:

- Base fare: \$1.00
- Discounted fare^b: \$0.50
- Free fare^c

Fare Media:



ADA Paratransit Service (Special Transit)

Available within the city limits of Nolanville, Harker Heights, Killeen, Copperas Cove, Belton, and Temple.

Reservation must be made up to 14 days in advance and up through 5 p.m. the day before.

One-Way Fare: \$2.00

Fare Media:



Operating Time (Excluding Holidays)

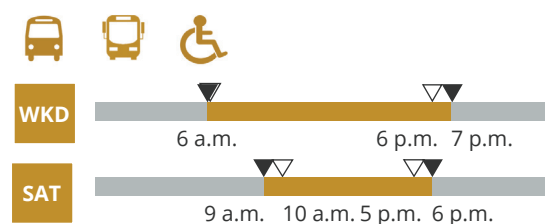


Operating Days by Mode

	MON	TUE	WED	THU	FRI	SAT	
	MON	TUE	WED	THU	FRI	SAT	
	MON	TUE	WED	THU	FRI	SAT	



Operating Hours by Mode



▼ Killeen Urban Division hours

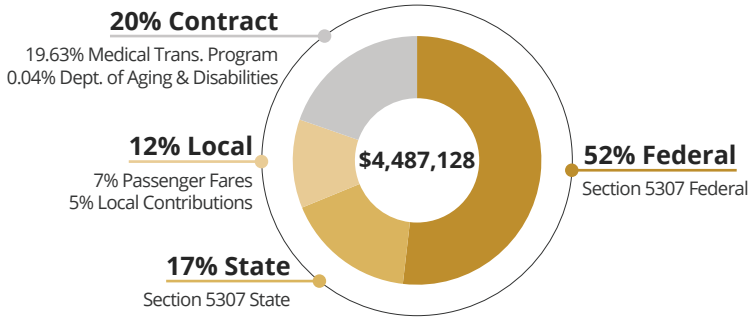
▽ Temple Urban Division hours



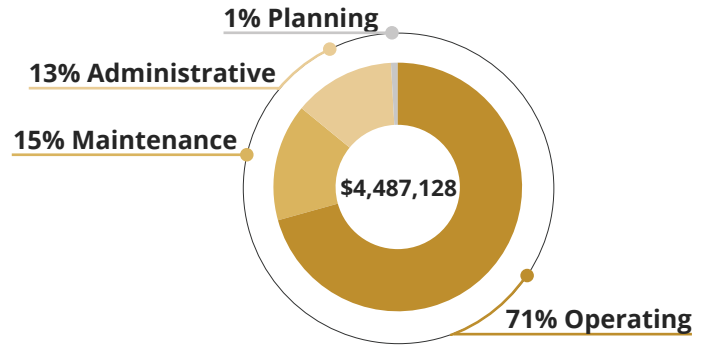
Killeen Urban Division Services

FY 2014 Financial Status⁴

Revenues in Fiscal Year 2014

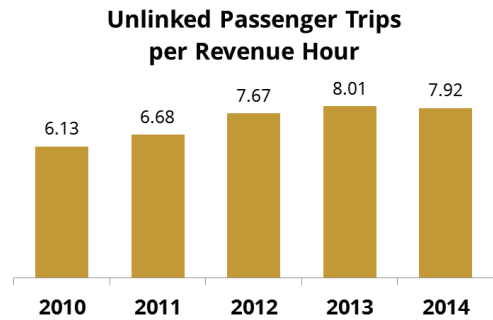


Expenditures in Fiscal Year 2014

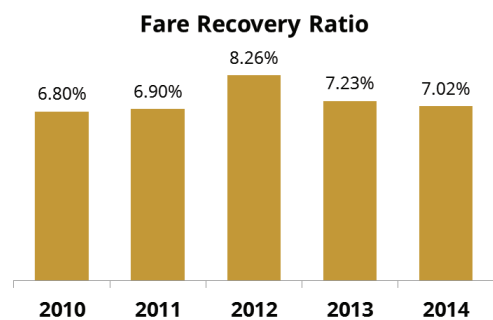
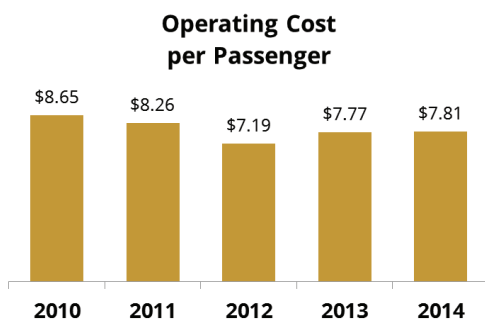
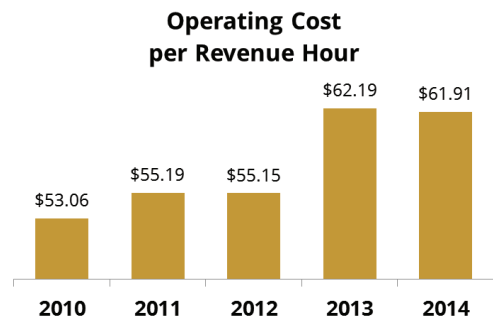
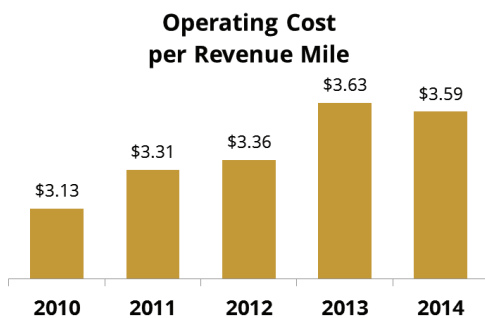


FY 2010-2014 Performance Measures⁴

Productivity in the Past 5 Years



Efficiency in the Past 5 Years





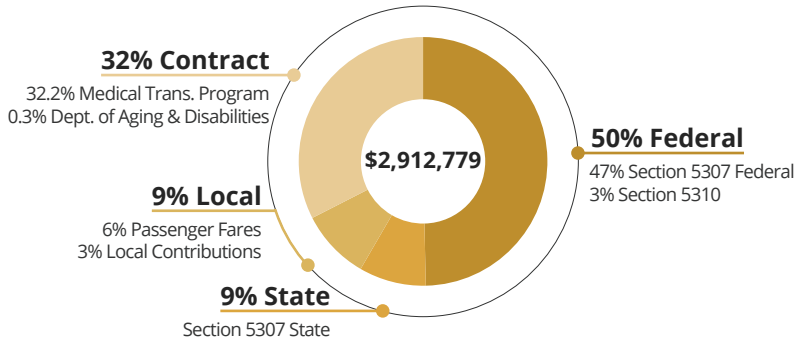
Address | PO Box 217
San Saba, TX 76877

Contact | Carole Warlick
General Manager
Phone: (325) 372-4677
E-mail: cwarlick@takethehop.com

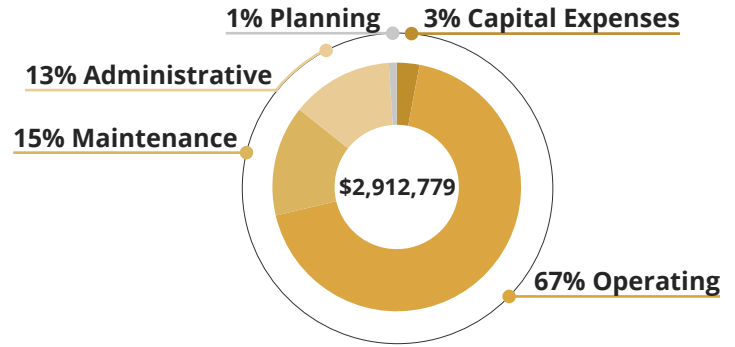
Temple Urban Division Services

FY 2014 Financial Status⁴

Revenues in Fiscal Year 2014

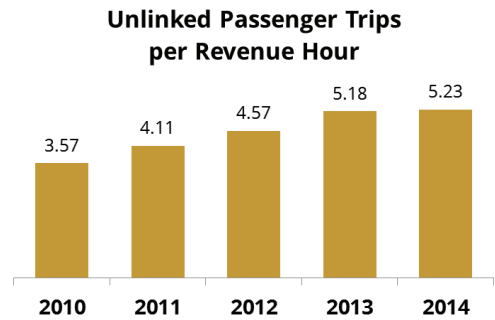
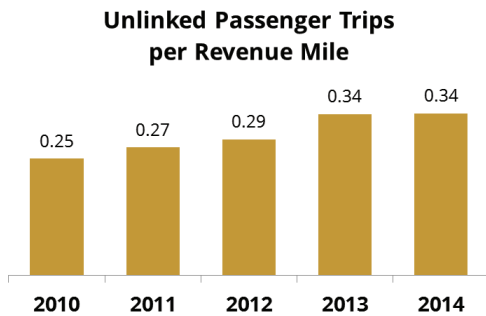


Expenditures in Fiscal Year 2014

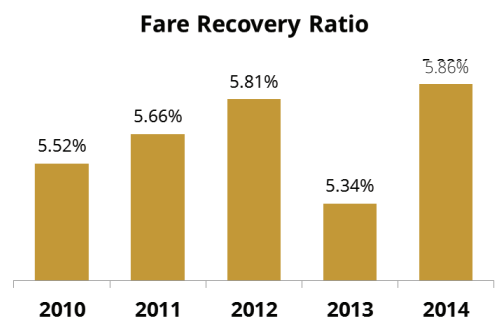
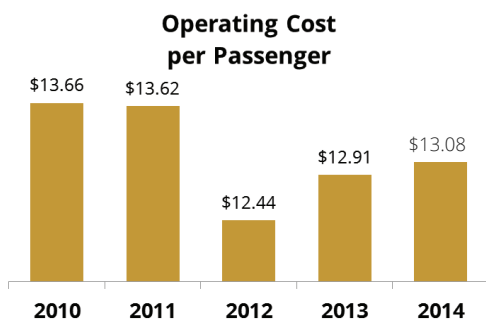
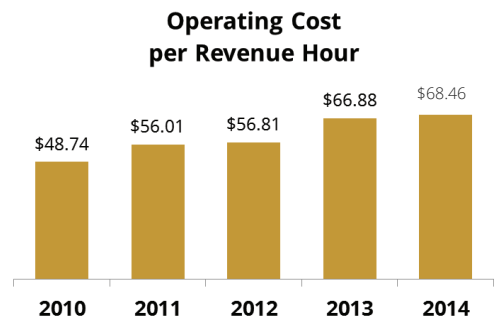
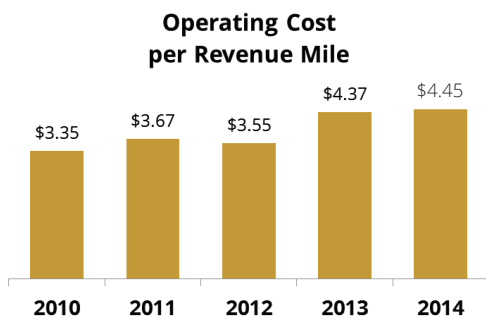


FY 2010–2014 Performance Measures⁴

Productivity in the Past 5 Years



Efficiency in the Past 5 Years



Projects in the 2015–2018 STIP⁵

Implementation Year	Project Name	Cost
2015	Operating Activities for Hill Country Transit (K)	\$3,906,074
2015	Planning Activities for Hill Country Transit (K)	\$41,208
2015	Capital Preventive Maintenance for Hill Country Transit (K)	\$899,910
2015	Other Capital, communication equipment, surveillance/security equipment, hardware (K)	\$12,500
2015	Revenue Rolling Stock (K)	\$131,250
2015	Capital Preventive Maintenance for Hill Country Transit (K)	\$2,500
2015	Revenue Rolling Stock (K)	\$290,148
2015	Operating activities for Hill Country Transit (T)	\$2,403,800
2015	Planning Activities for Hill Country Transit (T)	\$31,310
2015	Capital Preventive Maintenance for Hill Country Transit (T)	\$493,890
2015	Other Capital, communication equipment, surveillance/security equipment, hardware (T)	\$12,500
2015	Revenue Rolling Stock (T)	\$131,250
2015	Capital Preventive Maintenance for Hill Country Transit rolling stock (T)	\$2,500
2016	Operating Activities for Hill Country Transit (K)	\$3,945,135
2016	Planning Activities for Hill Country Transit (K)	\$41,620
2016	Capital Preventive Maintenance for Hill Country Transit (K)	\$908,909
2016	Other Capital, communication equipment, surveillance/security equipment, hardware (K)	\$12,500
2016	Revenue Rolling Stock (K)	\$132,563
2016	Capital Preventive Maintenance for Hill Country Transit (K)	\$2,500
2016	Revenue Rolling Stock (K)	\$293,049
2016	Operating activities for Hill Country Transit (T)	\$2,427,838
2016	Planning Activities for Hill Country Transit (T)	\$31,623
2016	Capital Preventive Maintenance for Hill Country Transit (T)	\$498,829

Continue on the next page

Projects in the 2015-2018 STIP⁵ (Cont'd)

Implementation Year	Project Name	Cost
2016	Other Capital, communication equipment, surveillance/security equipment, hardware (T)	\$12,500
2016	Revenue Rolling Stock (T)	\$132,563
2016	Capital Preventive Maintenance for Hill Country Transit rolling stock (T)	\$2,500
2016	Revenue Rolling Stock (T)	\$811,336
2017	Operating Activities for Hill Country Transit (K)	\$3,984,586
2017	Planning Activities for Hill Country Transit (K)	\$42,036
2017	Capital Preventive Maintenance for Hill Country Transit (K)	\$917,998
2017	Other Capital, communication equipment, surveillance/security equipment, hardware (K)	\$12,500
2017	Revenue Rolling Stock (K)	\$133,889
2017	Capital Preventive Maintenance for Hill Country Transit (K)	\$2,500
2017	Revenue Rolling Stock (K)	\$295,980
2017	Operating activities for Hill Country Transit (T)	\$2,452,116
2017	Planning Activities for Hill Country Transit (T)	\$31,940
2017	Capital Preventive Maintenance for Hill Country Transit (T)	\$503,818
2017	Other Capital, communication equipment, surveillance/security equipment, hardware (T)	\$12,500
2017	Revenue Rolling Stock (T)	\$133,889
2017	Capital Preventive Maintenance for Hill Country Transit rolling stock (T)	\$2,500
2018	Operating Activities for Hill Country Transit (K)	\$4,024,432
2018	Planning Activities for Hill Country Transit (K)	\$42,456
2018	Capital Preventive Maintenance for Hill Country Transit (K)	\$927,178
2018	Other Capital, communication equipment, surveillance/security equipment, hardware (K)	\$12,500
2018	Revenue Rolling Stock (K)	\$135,227
2018	Capital Preventive Maintenance for Hill Country Transit (K)	\$2,500

Continue on the next page

Projects in the 2015-2018 STIP⁵ (Cont'd)

Implementation Year	Project Name	Cost
2018	Revenue Rolling Stock (K)	\$298,939
2018	Revenue Rolling Stock (K)	\$819,449
2018	Operating activities for Hill Country Transit (T)	\$2,476,637
2018	Planning Activities for Hill Country Transit (T)	\$32,259
2018	Capital Preventive Maintenance for Hill Country Transit (T)	\$508,855
2018	Other Capital, communication equipment, surveillance/security equipment, hardware (T)	\$12,500
2018	Revenue Rolling Stock (T)	\$135,227
2018	Capital Preventive Maintenance for Hill Country Transit rolling stock (T)	\$2,500

Data Sources:

¹ Texas A&M Transportation Institute, Urban Gap Analysis using U.S. Census 2010 data.

² U.S. Census Bureau, American Community Survey 2009–2013 5-Year Estimates and 2010 Census Summary File 1.

³ U.S. Census Bureau, 2010 and 2013 TIGER/Line Shapefiles: Places, and Urban Areas.

⁴ Texas Department of Transportation, Public Transportation Division PTN-128 Fiscal Year 2011–2014 Data, and HCTD.

⁵ Texas Department of Transportation, Proposed 2015–2018 District Statewide Transportation Improvement Programs.

Last Updated:

February 2016