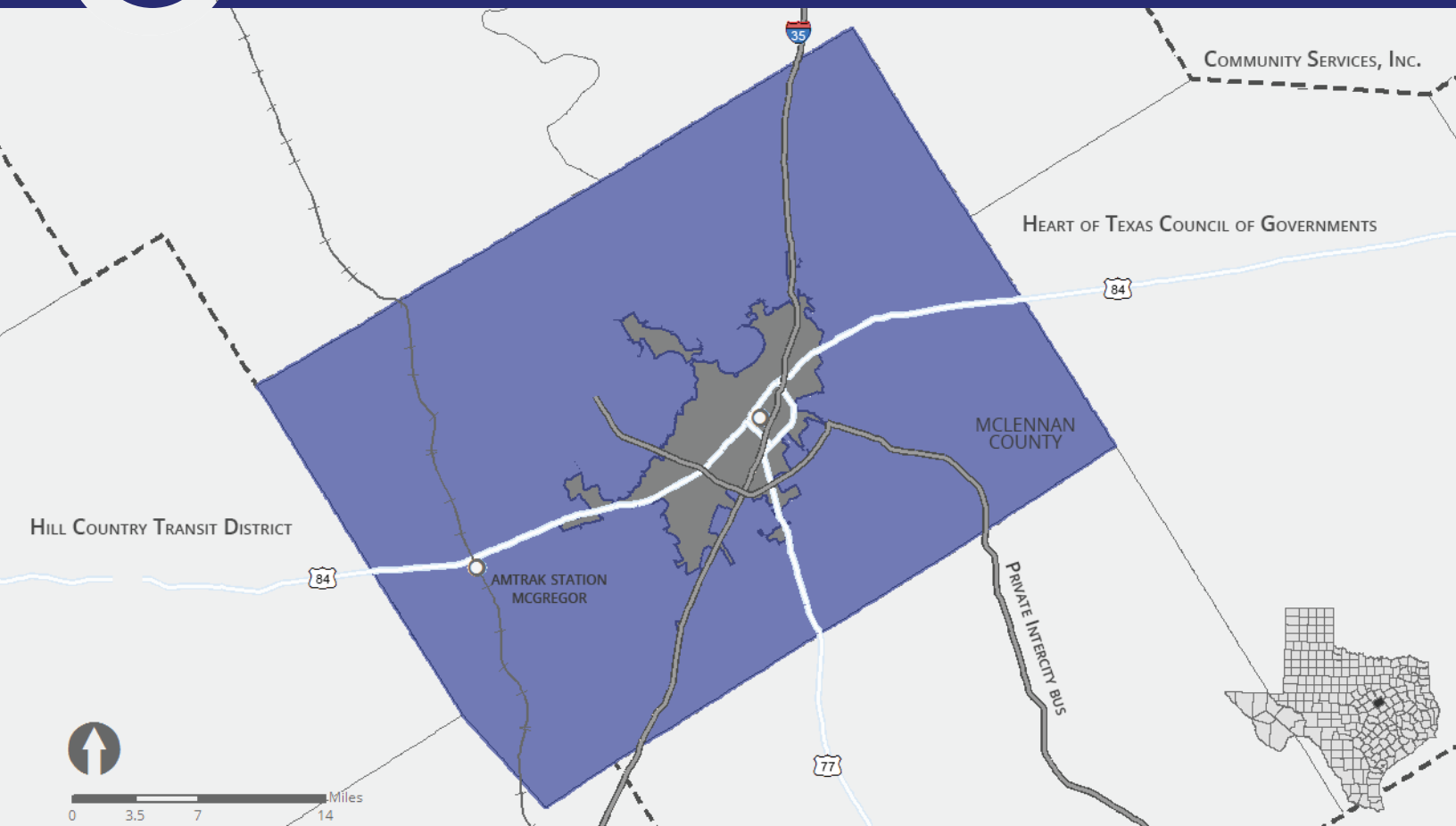


MCLENNAN COUNTY RURAL TRANSIT DISTRICT



The McLennan County Rural Transit District (MCRTD) is a rural transit district that Texas Transportation Code Chapter 458 authorizes, and therefore receives state funding for rural transit services.

Being independent from the Heart of Texas Council of Governments, MCRTD began its demand-response service for residents in rural areas of McLennan County on July 1, 2015. Waco Transit is responsible for providing transit services for the Waco urbanized area. MCRTD contracts with Waco Transit to operate rural transit services through an interlocal agreement.

Greyhound operates private intercity bus service in McLennan County. Customers who use Waco Transit's rural service can be dropped off in the urbanized area and then through urban services connect to the intercity bus service at Waco Greyhound Station. The Amtrak passenger rail line passes through McLennan County, with a station in McGregor.

The McLennan County Commissioners Court and the 24 member cities jointly govern MCRTD.



Rural Transit District

- Service Area Population¹: 64,938
- Service Area Land Area²: 947 Sq. Miles
- Unlinked Passenger Trips³: 1,894
- Revenue Fleet³: 14 Vehicles



Rural Transit District Service

Service Information



Demand-Response Service

For the general public.

Available in rural McLennan County.

Reservation must be made at least a day before the travel day by 5:00 p.m. and up to two weeks in advance.

One-Way Fare Structure:

- Base fare:
 - With in county: \$3.00*
 - To adjacent county: \$5.00*
- Extra fare (in addition to base fare):
 - Same-day trip: \$2.00*

Fare Media:



Operating Time (Excluding Holidays)



Operating Days by Mode



MON	TUE	WED	THU	FRI	SAT	
-----	-----	-----	-----	-----	-----	--



Operating Hours by Mode



5:15 a.m.	7:15 p.m.	FRI
6:15 a.m.	8:15 p.m.	SAT



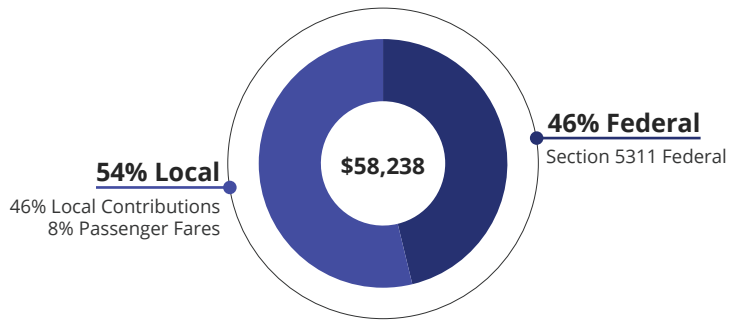
Address | 301 S. 8th Street, Suite 100
Waco, TX 76701

Contact | John Hendrickson
Transit Manager
Phone: (254) 750-1900
E-mail: JohnHe@wacotx.gov

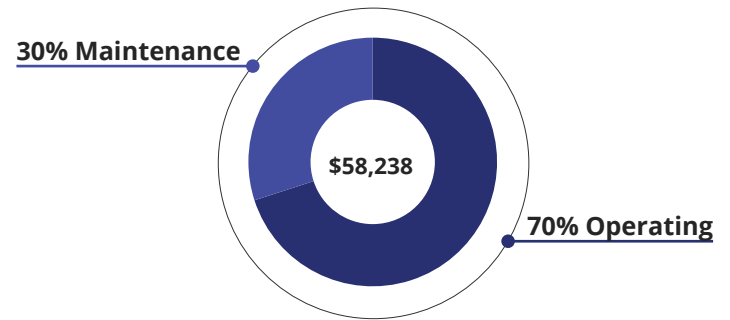
FY 2015 Financial Status³



Revenues in Fiscal Year 2015



Expenditures in Fiscal Year 2015




FY 2011-2015 Performance Measures³

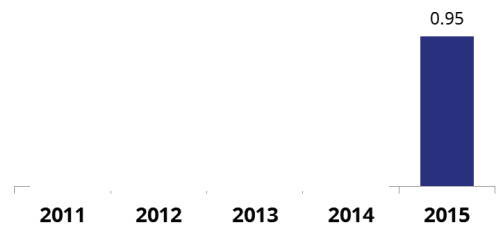


Productivity in the Past 5 Years

Unlinked Passenger Trip
per Revenue Mile

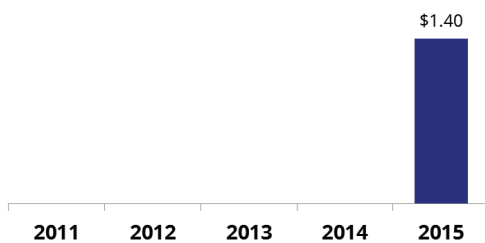


Unlinked Passenger Trip
per Revenue Hour

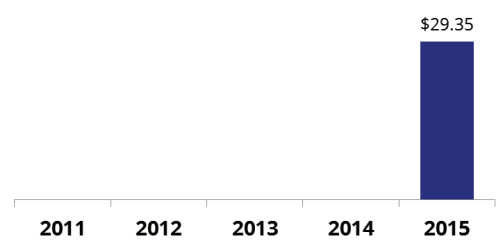


Efficiency in the Past 5 Years

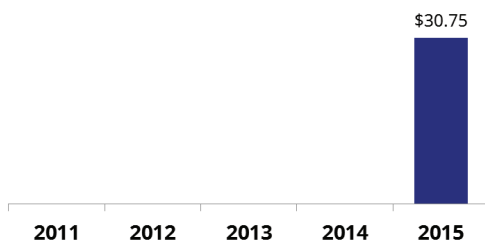
Operating Cost
per Revenue Mile



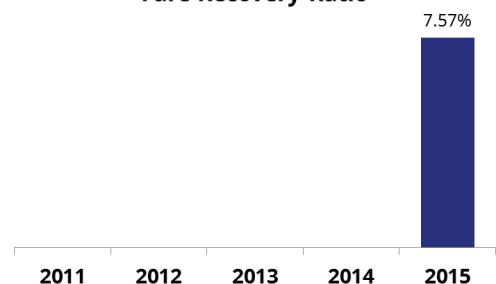
Operating Cost
per Revenue Hour



Operating Cost
per Passenger



Fare Recovery Ratio



Projects in 2015–2018⁴

Implementation Year	Project Name	Cost
2015–2016	Operating Expenses	\$500,000
2016–2017	Operating Expenses	\$515,000
2017–2018	Operating Expenses	\$532,000

Data Sources:

¹ U.S. Census Bureau, American Community Survey 2009–2013 5-Year Estimates and 2010 Census Summary File 1.

² U.S. Census Bureau, 2010 and 2013 TIGER/Line Shapefiles: Places, and Urban Areas.

³ Texas Department of Transportation, Public Transportation Division PTN-128 Fiscal Year 2015 Data.

⁴ Waco Transit.

Last Updated:

February 2016